
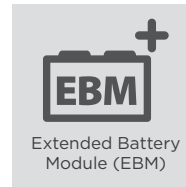

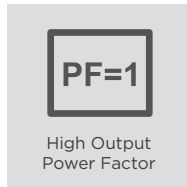



OL6000ERT3UD
OL10000ERT3UD



ENTERPRISE ONLINE UPS TO SAFEGUARD DATA CENTER



The high performance online double-conversion UPS designed with zero transfer time for IT equipment

Designed for office and data center applications, the Online Series adopts double-conversion topology to provide seamless Pure Sine Wave output. The generator-compatible UPSs feature hot-swappable battery packs for maintenance without power interruption. The products also adopt ECO Mode to help save on energy costs, Smart Battery Management (SBM) to extend battery lifespan, and detachable LCD display panel to relocate the panel for convenient monitoring. The power management software allows users to easily control and monitor the UPS system.

APPLICATION

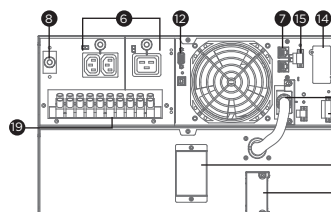
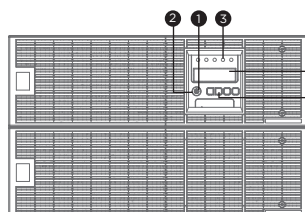
- SOHO Office
- Office
- Back Office
- Server Room
- Data Center
- Supermarket
- Factory
- Airport
- Train Station

SERIES FEATURES

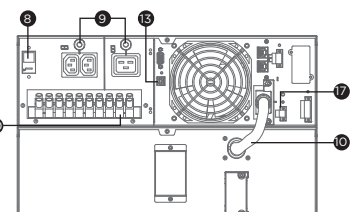
- Online (Double Conversion) UPS Topology
- Energy Saving Technology
- High Output Power Factor
- Dual Inputs
- Critical/Non-critical Load Outlets
- Smart Battery Management (SBM)
- Extended Battery Module (EBM)
- Detachable LCD Panel
- Emergency Power Off (EPO) Port
- PowerPanel® Management Software
- SNMP/HTTP Remote Management Capability (Optional)
- Rack/Tower Convertible Configurations

PRODUCT CALLOUTS

- 1 . Power On Indicator
- 2 . Power On/Off Switch
- 3 . LED Status Indicator
- 4 . LCD Display Panel
- 5 . Function Button(s)
- 6 . Battery Backup & Surge Protected Outlets
- 7 . Communication Protection Ports RJ11/RJ45
- 8 . Input Circuit Breaker
- 9 . Output Circuit Breaker
- 10 . DC Output Cable
- 11 . DC Input Connector
- 12 . Serial Port
- 13 . USB Port
- 14 . SNMP/HTTP Network Slot
- 15 . Relay Output Connector
- 16 . Extended Battery Module Connector
- 17 . EPO Port
- 18 . Backfeed Protection Connector
- 19 . Input Terminal Block
- 20 . Output Terminal Block
- 21 . On-Board Replaceable Fuse Cover



OL6000ERT3UD



OL10000ERT3UD

TECHNICAL SPECIFICATIONS

Model Name	OL6000ERT3UD	OL10000ERT3UD
General		
UPS Topology	Online Double Conversion	Online Double Conversion
Energy Saving Technology	Online ECO Mode Efficiency > 95%	Online ECO Mode Efficiency > 95%
Active PFC Compatibility	Yes	Yes
Input		
Dual Power Inputs	Yes	Yes
Generator Compatibility	Yes	Yes
Nominal Input Voltage (Vac)	200, 208, 220, 230, 240	200, 208, 220, 230, 240
Input Voltage Range (Vac)	180 - 280	180 - 280
Input Frequency (Hz)	50 ± 10, 60 ± 10	50 ± 10, 60 ± 10
Input Frequency Detection	Auto-sensing	Auto-sensing
Rated Input Current (A)	32	52
Input Power Factor	0.99	0.99
Input Connector Type	Hardwire Terminal Block	Hardwire Terminal Block
Output		
Capacity (VA)	6000	10000
Capacity (Watts)	6000	10000
On Battery Waveform	Pure Sine Wave	Pure Sine Wave
On Battery Voltage(s) (Vac)	200 ± 2%, 208 ± 2%, 220 ± 2%, 230 ± 2%, 240 ± 2%	200 ± 2%, 208 ± 2%, 220 ± 2%, 230 ± 2%, 240 ± 2%
Output Voltage Setting	Configurable	Configurable
On Battery Frequency (Hz)	50 ± 0.5%, 60 ± 0.5%	50 ± 0.5%, 60 ± 0.5%
Output Frequency Setting	Configurable	Configurable
Power Factor	1	1
Overload Protection	Internal Current Limiting, Circuit Breaker	Internal Current Limiting, Circuit Breaker
Overload Protection (Line Mode)	105-125% Load for 1 min, 125-150% Load for 10 sec	105-125% Load for 1 min, 125-150% Load for 10 sec
Overload Protection (Battery Mode)	105-130% Load for 10 sec, 130-150% Load for 2 sec	105-130% Load for 10 sec, 130-150% Load for 2 sec
Overload Protection (Bypass Mode)	Circuit Breaker	Circuit Breaker
Harmonic Distortion (Linear Load)	THD < 3%	THD < 3%
Harmonic Distortion (Non-linear Load)	THD < 5%	THD < 5%
Outlet(s) - Total	4	4
Outlet Type	Hardwire Terminal Block x 1, IEC C19 x 1, IEC C13 x 2	Hardwire Terminal Block x 1, IEC C19 x 1, IEC C13 x 2
Outlet(s) - Battery & Surge Protected	4	4
Outlet(s) - Critical Load (CL)	2	2
Outlet(s) - Non-Critical Load (NCL)	2	2
Typical Transfer Time (ms)	0	0
Battery		
Runtime at Half Load (min)	12	9.1
Runtime at Full Load (min)	4.3	3.4
Typical Recharge Time (Hours)	4	5
Smart Battery Management (SBM)	Yes	Yes
User-replaceable	Yes, Qualified Personnel Only	Yes, Qualified Personnel Only
Hot-swappable	Yes	Yes
Battery Type	Sealed Lead-acid	Sealed Lead-acid
Replacement Battery Pack	RBPO073	RBPO072
RBP Quantity (pcs)	2	2
Extended Battery Module (EBM)	BPE240V30ART3US	BPE240V50ART3US
Max. EBM Quantity (pcs)	10	10
Surge Protection & Filtering		
Surge Suppression (Joules)	2430	2430
EMI/RFI Filtration	Yes	Yes
Phone/Network Protection RJ11/RJ45 (Combo)	1-in, 1-out	1-in, 1-out
Management & Communications		
LCD Panel	Yes	Yes
Detachable LCD Panel	Yes	Yes
LCD Orientation	Rotatable LCD panel	Rotatable LCD panel
HID Compliant USB Port(s)	1	1
Serial Port	Combo (RS232 + Dry Contact)	Combo (RS232 + Dry Contact)
Dry Contact (with Relay)	Yes	Yes
Emergency Power Off (EPO) Port	Yes	Yes
Power Management Software	PowerPanel® Business Edition	PowerPanel® Business Edition
SNMP/HTTP Remote Monitoring	Yes - with optional RMCARD205	Yes - with optional RMCARD205
Physical		
Form Factor	Rack/Tower	Rack/Tower
Physical Size - UPS Module		
Dimensions (WxHxD) (mm.)	433 x 264 x 660	433 x 264 x 660
Weight (kg.)	100	102
Installed Rack Height (U)	6	6
Physical Size - Power Module		
Dimensions (WxHxD) (mm.)	433 x 132 x 660	433 x 132 x 660
Weight (kg.)	24	24
Installed Rack Height (U)	3	3
Physical Size - Battery Module		
Dimensions (WxHxD) (mm.)	433 x 132 x 660	433 x 132 x 660
Weight (kg.)	76	78
Installed Rack Height (U)	3	3
Environmental		
Operating Temperature (°C)	0 - 40	0 - 40
Operating Relative Humidity (Non-condensing) (%)	0 - 90	0 - 90
Online Thermal Dissipation (BTU/hr)	2125	3211
Certifications		
Certifications	CE, RCM	CE, RCM
RoHS	Yes	Yes

*Certifications may vary according to different regions. Visit www.cyberpower.com for more information.
#All specifications are subject to change without notice.

